






WARM & COOL EYE ENERGIZER | 6 IN 1


 Skin Scan & Personal Routine Guide

 SmartSonic Pulsation Technology

 Energizing Eye Cooling Technology

 Relaxing Eye Warming Technology

 Youthful Glow Massage Technology

 High Efficiency Depuffing System

1
Minute
Bright Eyes



Create your personal Skincare Routine
and Download our GESKE App



GESKE Beauty Tech GmbH
Leipziger Platz 18
10117 Berlin Germany
info@geske.com, www.geske.com



GOOD TO KNOW

TIP 01


The warming and cooling effects of the device are intended to relax and return the twinkle to your eyes.


TIP 02


Press and hold the sun or snowflake icon for 2 seconds to auto-activate your device and enter warming or cooling mode without pulsation.

TIP 03


Clean your device with a GESKE device cleanser after every use.


 **Massage**
Youthful Glow


 **On/Off**
Press for 1-2 Seconds

 **SmartSonic Pulsations**
10 Intensities



 **Depuffing**
Bright Eyes

 **Warming**
Relaxed Eyes

 **Cooling**
Energized Eyes

MASTER THE FIRST STEPS

Bright eyes without darks circles or eye bags thanks to the combination of several advanced technologies: This is our SmartAppGuided™ Warm & Cool Eye Energizer | 6 in 1 in a nutshell.



RELAXING WARMING EYE MASSAGE

PREPARE

Start with a clean, make-up free face.

POWER ON

Turn on the SmartSonic Pulsation Technology by holding the power button for 2 seconds. Select the desired intensity by using the plus and minus buttons. Next, press the sun icon to turn on the Relaxing Eye Warming Technology.

MESSAGE

Place the device on each eye for 90 seconds. Then, flip the device over and gently glide the massaging ridges in small half circles under the eye towards the temple.

FINISH

Turn the device off by holding the power button for 2 seconds and rinse the device with water to clean. Clean your device with a GESKE device cleanser after every use.



REFRESHING COOLING EYE MASSAGE

PREPARE

Make sure your face is clean and free of make-up.

POWER ON

Turn on the SmartSonic Pulsation Technology by holding the power button for 2 seconds. Select the desired intensity by using the plus and minus buttons. Next, press the snowflake icon to turn on the Energizing Eye Cooling Technology.

MESSAGE

Place the device on each eye for 15 seconds. The Energizing Eye Cooling Technology reduces swelling around the eye by constricting blood vessels for a short while.

FINISH

Turn the device off by holding the power button for 2 seconds and rinse the device with water to clean. Clean your device with a GESKE device cleanser after every use.

Create your personal Skincare Routine

and Download our GESKE App



IMPORTANT SAFETY INFORMATION. READ BEFORE USE.

Read the safety information before first use. Keep both instructions for use.

Your product at a glance

Your product is a multi-functional Eye Energizer. It is safe to be used up to 3 times a day, please do not use more frequently. For maximal safety and ideal results, always follow your personalized Skincare Routine created by the GESKE App.

Notes on Use

Before using the device for the first time, this Safety Brochure and the Quick Start Guide must be read in their entirety. Both manuals should be kept as they contain important information on safe use as well as on technical and legal information requirements. The device is a skincare product for adults, not a medical device and not a product with medical or other healing properties. The intended use also includes observing the Quick Start Guide, the warnings listed here and the personalized application recommendations from the GE. The device is rechargeable and allows for convenient and wireless operation. It must be fully charged before the first use. All you need is the included USB charging cable. The initial charge can take up to eight hours. The cable must dock with both magnetic contacts on the device's designated metal contact points. If the charging cable does not attach by itself, connect it to the power and wait. This reactivates the magnetic effect and the contacts connect automatically. Make sure that the magnetic contacts only connect to the contact points of the device and not to other metallic surfaces.

Specifications

Materials: ABS, silicone, PC, aluminium alloy | **Storage temperature:** -5 - +60 °C/23 - 140 °F | **Battery:** Li-Ion 3.7 V | **Battery Capacity:** 800 mAh | **Maximum Charging Current:** 450 mA | **Charging Voltage:** 5V | **Charging Time:** approx. 4 hours | **Operating Time:** Operating time differs depending on activated technologies & intensities. | **Interface:** USB | **Programs:** Vibration: 10 intensities, Heating, Cooling

The product is not suitable for use under the following conditions:

Do not use if you are known to be hypersensitive to heat (e.g. heat urticaria). If a feeling of (too) intense heat occurs during usage, it must be stopped immediately.

Further information on use:

Do not use the product on irritated or injured skin or open wounds (after any kind of injury), in the case of bacterial or viral infections of the skin (either in the usage area and elsewhere). This product is not intended to treat medical skin conditions or diseases. If you have medical skin conditions or diseases, consult your dermatologist before using this product. Do not use the product if it is 1) untypically worm, 2) mechanically damaged or deformed, 3) discolored. If pain and/or discomfort occurs during use, discontinue use and seek medical advice. The eye area is very sensitive: Be extra careful in this area and avoid any contact of the product with the eyelids or the eye itself. Only use the product as recommended in your personalized routine. For hygiene reasons, we recommend you do not share your product with anyone else. The product is intended for cosmetic use on the face. GESKE assumes no liability for harmful consequences arising from the use on other body areas or other improper use, connection to unsuitable voltage sources, contaminated conducting liquid or balls. Always make sure the plug and socket are completely dry before charging. Otherwise, electric shocks, a short circuit or fire may result. The product must not be used while connected to the power outlet.

Warnings

Risk of injury if used incorrectly!

Only use the product as described in the Quick Start Guide and video instructions. If you still have questions, please contact our customer support at support@geske.com.

Risk of injury due to fire/ignition!

Do not extinguish the product with water. Do not throw the product into fire.

Risk of injury due to defective batteries!

Improper handling of batteries can cause an uncontrolled exothermic reaction. In such a case, dispose of the entire product immediately and properly.

Risk of injury to children!

Keep the product out of the reach of children.

Risk of injury from electric shock!

Liquid can damage the charging circuit and endanger your health. Disconnect the product from the charging cable/circuit while cleaning.

Risk of damage from magnetic fields!

Magnetic fields can affect the mechanical and electronic components such as pacemakers, for example. Do not use the product directly over a pacemaker. Contact your treating physician for more information. Do not place cards with magnetic strips (e.g. credit cards) near the product, as the product's magnets may damage these.

Risk of damage due to changing surrounding temperatures!

Changing surrounding temperatures (e.g. after transport) may lead to the formation of condensation. In this case, do not operate the product until it has adjusted to the new surrounding temperature. Never expose your product to direct sunlight, extreme heat or boiling water.

Safe use up to a surrounding temperature of 50 °C/122 °F.

Risk of damage from charging too long!

Disconnect the charging cable from the circuit after each charging process.

Safe charging up to a surrounding temperature of 45 °C/113 °F.



Information on device disposal and WEEE. This electrical appliance was first released after August 13, 2005. In accordance with the European WEEE Directive and national regulations, the electrical appliances and electronic parts included in this delivery must not be disposed of via your household waste. At the end of the product life, they must be disposed of at a municipal collection point in order to ensure environmentally friendly disposal.

Notes on batteries / rechargeable batteries

In the context of distributing batteries and rechargeable batteries, in accordance with European regulations we are obliged to inform you, the consumer, of the following: You are legally obliged to return batteries and rechargeable batteries. After use, you can return them to us, take them to a municipal collection point, or deliver them to a local dealer free of charge. Batteries and rechargeable batteries are labelled as follows:



These symbols mean that the batteries and rechargeable batteries cannot be disposed of by you, the consumer, via household waste. Batteries and rechargeable batteries containing harmful substances are labelled with one of these symbols. The symbol consists of a crossed-out wheeled bin and the chemical symbol of the heavy metal which constitutes the main pollutant. In detail, the aforementioned symbols mean:

Pb = battery contains lead, Cd = battery contains cadmium, Hg = battery contains mercury

Notes on lithium batteries/rechargeable batteries

You can recognise lithium batteries and lithium rechargeable batteries through the chemical symbol „Li“. In addition to the information provided above, we would also like to point out the following: When disposing of lithium batteries or rechargeable batteries, either by returning them to us, taking them to a municipal collection point or handing them in to local retailers or public waste disposal companies, please ensure that they are completely discharged. We also request that you cover the contact surfaces on the battery marked „+“ and „-“ with adhesive tape to avoid the risk of fire.



GESKE Beauty Tech GmbH, Leipziger Platz 18, 10117 Berlin hereby declares that all electronic devices conform with the relevant conditions of the applicable European Directives 2014/30/EU and 2011/65/EU.

Limitation of liability

GESKE Beauty Tech GmbH and/or their retailers are liable for damages caused by intentional or grossly negligent behaviour of GESKE Beauty Tech GmbH, a representative or vicarious agent, in accordance with legal directives. With the exception of injury to life, limb or health, and breach of essential contractual obligations (cardinal obligations), GESKE Beauty Tech GmbH and/or their retailers are only liable for damages which can be attributed to intentional or grossly negligent behaviour. This also applies to indirect damages, in particular lost profits. Moreover, liability with regard to consumers due to an assumed guarantee, except in the case of intentional or grossly negligent behaviour, or where there is an injury to life, limb or health and a breach of essential contractual obligations (cardinal obligations) is limited to the typical, foreseeable damages on conclusion of the contract, and also to the level of the average damages typical for this contract. This also applies to indirect damages, in particular lost profits. With regard to companies, except in the case of injury to life, limb and health or intentional or grossly negligent behaviour by GESKE Beauty Tech GmbH, and/or its retailers liability is limited to the typical, foreseeable damages on conclusion of the contract, and also to the level of the average damages typical for this contract. This also applies to indirect damages, in particular lost profits. No liability will be accepted for damages due to: Non-compliance with this manual/Improper use/Unauthorised alterations/ Technical modifications/Use of unapproved spare parts/Use of unapproved accessories Claims for liability due to the German product liability legislation remain unaffected.